

INTERSHIP REPORT

DHEERAJ S NAIR

DEPARTMENT OF FASHION DESIGN

(SOAD-FD)

K.R. MANGALAM UNIVERSITY

SOHNA, GURUGRAM

Registrar  
K.R. Mangalam University  
Sohna Road, Gurugram (Haryana)



**K.R. MANGALAM UNIVERSITY**  
**THE COMPLETE WORLD OF EDUCATION**

Registrar  
K.R. Mangalam University  
Sohna Road, Gurugram (Haryana)

**DHEERAJ S NAIR-**  
**B. DES (Fashion design)**  
**Semester 3**

tapio

TAPIO CREATIONS PRIVATE LIMITED

INTERNSHIP REPORT

## TABLE OF CONTENTS

Introduction	
Acknowledgement	
Internship Offer Letter	
Internship Certificate	
About Tapio Creations	
Brands	
Company Contact	
List Of Departments	
Process Flow	
Sampling Department	
Design Room	
Storeroom	
Design Department	
Fabric And Trims Store Department	
Pattern Making Department	
Cutting Department	
Embroidery Department	
Stitching Department	
Finishing Department	
Terms Learned	
My Experience	
Conclusion	

## INTRODUCTION

This Internship Report is based on the 62 days of internship completed at Tapio Creations pvt. Ltd. Udhyog Vihar, sector-37 Gurgaon, Haryana. This report is made by Dheeraj S Nair of Second year, B. Des (Fashion design), at K.R. Mangalam University, Sohna Road, Gurgaon, Haryana.

The Internship period was from 18th July 2022 to 18th September 2022. This Report was made under the Guidance of Miss Chandni, our mentor Mr. Sarvjeet, Miss Sukriti and Miss Yashasvi.

During my internship period I was in the Design Department under Anand Mohan (Head of Design department) and Priya.



## ACKNOWLEDGMENT

I would like to thank all my faculty including Miss Chandni, our mentor Mr. Sarvjeet, Miss Sukriti and Miss Yashasvi and Tapio creations for providing me this opportunity to complete my internship.

I would also like to thank Ms. Pratikshya Behera, Mr. Anand Mohan and the whole design team of Tapio creations for being such a good mentor by providing me with valuable knowledge and information.

I would like to thank everyone who helped me, as without the help of them, it would have been difficult for me to complete my internship.



# INTERNSHIP OFFER LETTER



Ref: - TCT/AIR-ITS/2022/001

Date: 18.07.2022

Mr. Dheeraj S. Nair

Subject: Internship Offer Letter

Dear Dheeraj,

With reference to our discussions, we are pleased to inform you that you have been selected for 8 weeks of Graduation Project & Internship in our organization Tapio Creations Pvt. Ltd. Gurgaon.

You are hereby requested to join our Company as an Internee on 18<sup>th</sup> July 2022 and return a signed copy of this Internship Offer Letter to our office within 1 days of the date of this Internship Offer Letter, after which this Internship Offer Letter shall no longer be valid.

You are required to bring the following on the day of joining.

1. Date of Birth certificate, (Class X Certificate)
2. Letter from Your present college (NIFT) regarding request for Graduation Project & Internship 14 weeks training - From 18/7/22 to 18/9/22.
3. Address proof attested copy of Ration Card / Voter Card/Passport.
4. Aadhar card copy.

We are sure that you will have a beneficial association with us.  
Congratulations and best of Luck!  
Regards

For, Tapio Creations

A handwritten signature in blue ink is written over a circular blue stamp. The stamp contains the text "TAPIO CREATIONS PVT. LTD." around the perimeter and "GURUGRAM" in the center.

Authorized Signatory.

## ABOUT TAPIO CREATIONS

Tapio creations is a Designing and manufacturing house based in India which was established on 20 November 2008. Its headquarters is in Gurgaon Haryana and is classified as non-govt company and is registered at Registrar of Companies, Delhi. Its authorized share capital is Rs. 5,000,000 and its paid-up capital is Rs. 2,598,000. Its Founder and CEO is Ravi Vaidyanathan. Tapio started its first Factory (its first fully owned factory) in January 2018, In December 2019; Tapio started its 2nd factory. They primarily deal in apparel and fashion accessories. They mainly focus on producing fashion women wear and kids wear in both woven and knits/jersey wear. Embellishment, Prints, Garment Dyeing and Applied effects are their specialities. It is a young company and supply to various retailers in India, US and Europe.

Some of their best clients include ASOS, Rina, Blue Age, Bestseller (Noisy May, Junarose & Vero Moda), Shoppers Stop, Pantaloons. With their experienced product development, design and merchandising teams, they can offer a design to delivery solution to bring us the right product at the right time.



## BRANDS

Over the years, Tapio is associated with some of the best-known ethical retail brands in the world. Some of these brands are:

- **BESTSELLER DENMARK**
- NOISY MAY
- VERO MODA EXPRESS
- VEROMODA GIRL
- AWARE
- VERO MODA BOUTIQUE
- **BESTSELLER INDIA**
- VERO MODA INDIA
- JUNAROSE
- ONLY
- SHOPPERS STOP
- RELIANCE- AJIO
- BEELINE
- **DOEN**
- **SOMETHING NEW**
- **ASOS**
- **NYKAA**

[JUNAROSE]

**asos**

**fcuk**

VERO MODA

DRAPERS & DAMONS

NOISY MAY

RINA

pantaløns



**NYKAA**  
FASHION

**ONLY**

Allen Solly

NORDSTROM *Mistral*

SHOPPERS STOP

★ **BLUEAGE**

*foxcroft*  
NYC

## COMPANY CONTACT

**ADDRESS** - Tapio Creations Pvt Ltd Plot 50, Udyog Vihar  
Phase 6, Sector 37, Gurgaon - 1220015 Haryana, India.

**CONTACT NO.** - +91-124-4132700

**HR** - [hr4@tapiocreations.com](mailto:hr4@tapiocreations.com)

Ravi Vaidyanathan (CEO) -

[ravi.vaidyanathan@tapiocreations.com](mailto:ravi.vaidyanathan@tapiocreations.com)

Sumedha Batra (Creative Director) -

[sumedha.batra@tapiocreations.com](mailto:sumedha.batra@tapiocreations.com)

Pratikshya Behera (Business development and Design Head)

-

[Pratikshya.behera@tapiocreations.com](mailto:Pratikshya.behera@tapiocreations.com)

Anand Mohan (Head Designer) -

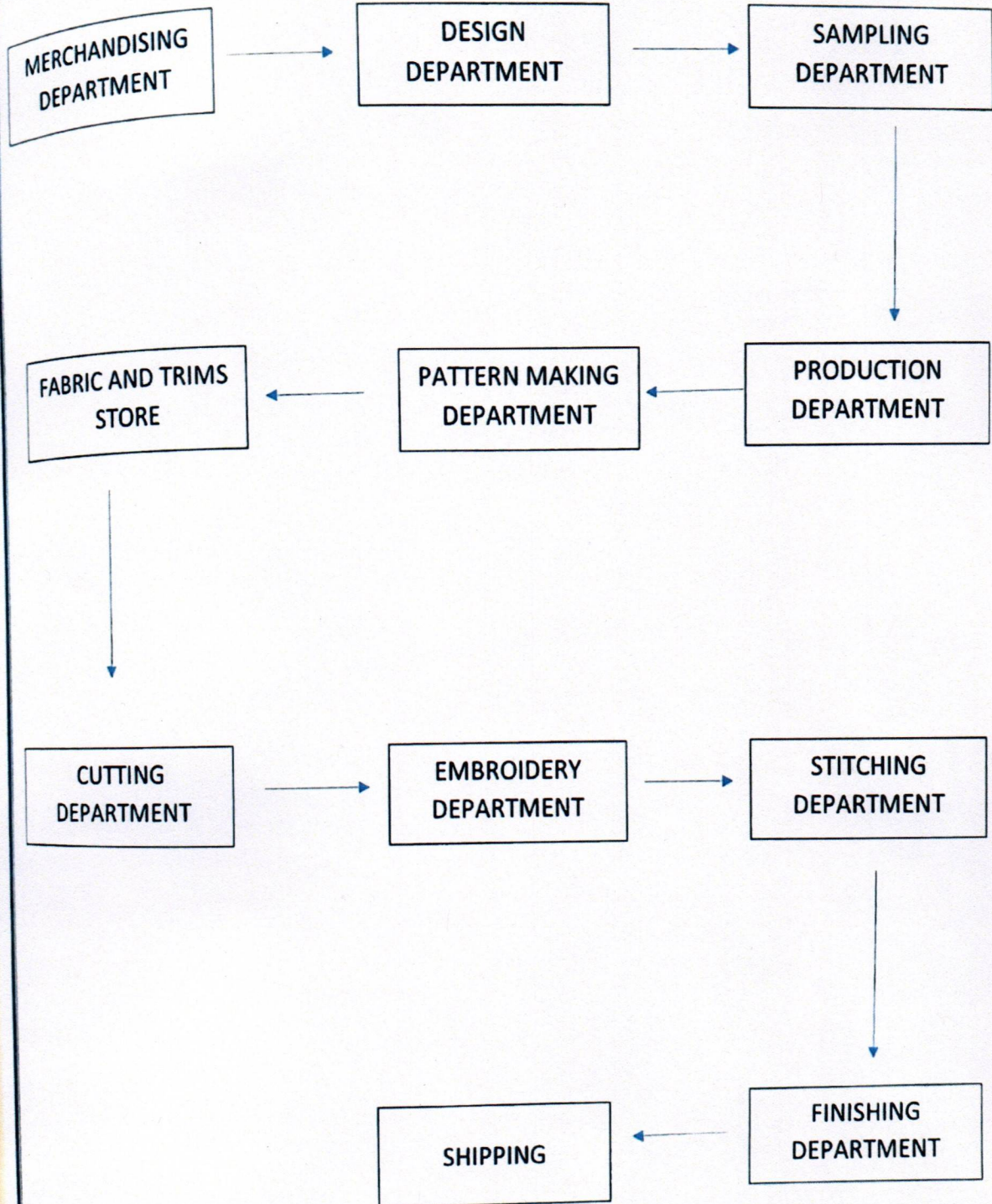
[Anand.mohan@tapiocreations.com](mailto:Anand.mohan@tapiocreations.com)

## **LIST OF DEPARTMENTS**

There are 11 Departments in Tapio creations, these are:

- DESIGN DEPARTMENT
- MERCHANDISING DEPARTMENT
- FABRIC AND TRIMS STORE DEPARTMENT
- EMBROIDERY DEPARTMENT
- SAMPLING DEPARTMENT
- PATTERN MAKING DEPARTMENT
- PRODUCTION DEPARTMENT
- CUTTING DEPARTMENT
- STITCHING DEPARTMENT
- FINISHING DEPARTMENT

## PROCESS FLOW



## SAMPLING DEPARTMENT

The process of sampling involves the following:

- Research for Buyers
- Inspiration board
- Flat Sketching
- Prasora Login
- Tech pack/design sheet review
- Pattern making –
- Digital pattern, manual patterns
- Fabric & trims Sourcing
- Fabric Cutting
- Stitching
- Finishing
- Sample Checking
- Packing and courier to buyer
- Share tracking detail

## DESIGN ROOM



# STOREROOM





## DESIGN DEPARTMENT

The Design department consists of:

- The Business Development and Design Head
- The Head Designer
- 2-3 Designers
- Embroidery Head
- Graphic designers

**Business and Development Head –**

PRATIKSHYA BEHERA

**Head Designer-**

ANAND MOHAN

**Designers-**

VAISHALI

RICHA

SAHODRA

**Graphics Designers-**


PALAK

JITESH

## FABRIC AND TRIMS STORE DEPARTMENT

It is the Department were the order for all the Fabric, Threads and Trims are given. The order for the Fabric, threads and trims must be given a day prior to the requirement. A Request card must be prepared for the order, mentioning the Brand, style no., purpose, Attention and the Date of order. When ordering thread or other trims like laces, buttons or labels the brand, size and the colour no. must be mentioned. Once the order is received a bill is prepared on the name of the recipient for the payment to be done by the company.

## PATTERN MAKING DEPARTMENT



Pattern making Department is where all the patterns for the designs are made. Once a Design sketch is approved for sampling the Design is reviewed by the pattern master. When the pattern review is completed, the pattern is made using COMPUTER AIDED DESIGN (CAD) or manually.

The pattern that is made Digitally is printed on Pattern paper using CAD machine. The pattern is then sent to Cutting Department.



**CAD PRINTING MACHINE**

## CUTTING DEPARTMENT



Cutting department is where all the fabrics and Patterns are cut. Garments without any embroidery or embellishments are cut and send to the stitching Department and those with Surface ornamentation work are cut and then logged in to the Embroidery head. These are then sent to the Embroidery Department.

## EMBROIDERY DEPARTMENT

Embroidery Department consists of three parts:

- Embroidery
- Khaka making
- Adda Work




Before an embroidery is done on the fabric, the Khaka master makes the Khaka or the outline for the Embroidery motif.

Which is then used to make Embroidery on the Fabric using the Embroidery machine. There are two types of embroidery machines:

- Mesh Embroidery machine
- Computer Embroidery machine

9 Threads are maximum to use. Two manual embroidery workers are also available. Mock samples for the Embroidery are made by these workers.









**FINAL GARMENT**

**FRONT**



**BACK**